



# 2008-2009 GMT Quarterly Report for District (or Undistricted) **District 20 K1**



GMT: **SCOTT A. STORMS**

Location: **NEW YORK**

GMT CA: **1 & 2**

## CLUBS

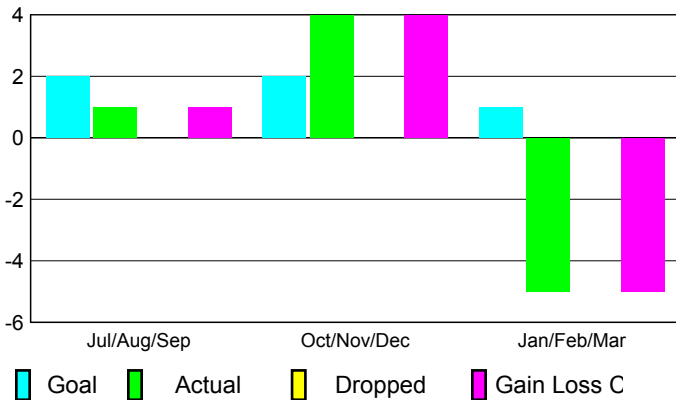
### Club Results 2008-2009

### Clubs 2007-2008

| Month         | New Club Goal | Actual New Clubs | Actual Dropped Clubs | Gain/Loss of Clubs | Gain/Loss of Clubs |
|---------------|---------------|------------------|----------------------|--------------------|--------------------|
| Jul/Aug/Sep   | 2             | 1                | 0                    | 1                  | 0                  |
| Oct/Nov/Dec   | 2             | 4                | 0                    | 4                  | -2                 |
| Jan/Feb/Mar   | 1             | -5               | 0                    | -5                 | 2                  |
| <b>Totals</b> | <b>5</b>      | <b>0</b>         | <b>0</b>             | <b>0</b>           | <b>0</b>           |

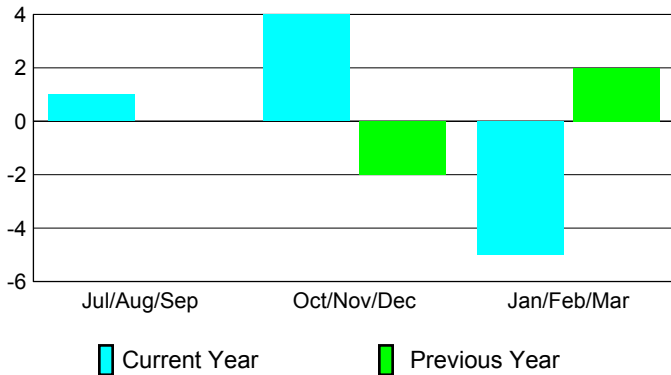
### Club Results 2008-2009

Goal, New, Dropped, Gain/Loss



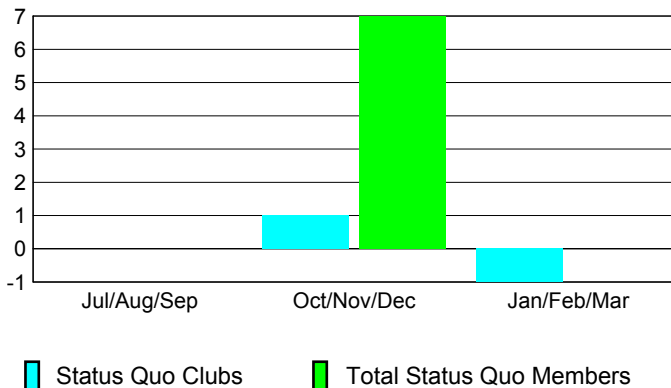
### Comparison of Club Gain/Loss

Current Year Compared to the Previous Year



### YTD Status Quo Clubs 2008-2009

Status Quo Clubs Compared to Status Quo Members



## MEMBERSHIP

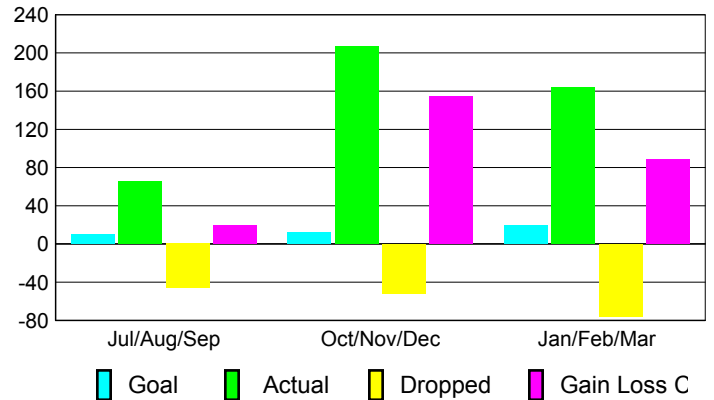
### Membership Results 2008-2009

### Membership 2007-2008

| Month         | Net Memb Goal | Actual New Memb | Actual Dropped Memb | Gain/Loss of Memb | Gain/Loss of Memb |
|---------------|---------------|-----------------|---------------------|-------------------|-------------------|
| Jul/Aug/Sep   | 10            | 66              | -46                 | 20                | -29               |
| Oct/Nov/Dec   | 12            | 207             | -52                 | 155               | -14               |
| Jan/Feb/Mar   | 20            | 164             | -76                 | 88                | 71                |
| <b>Totals</b> | <b>42</b>     | <b>437</b>      | <b>-174</b>         | <b>263</b>        | <b>28</b>         |

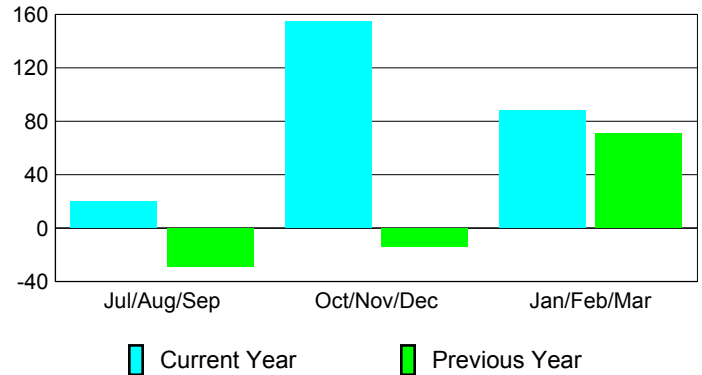
### Membership Results 2008-2009

Goal, New, Dropped, Gain/Loss



### Comparison of Membership Gain/Loss

Current Year Compared to the Previous Year



### Gender Comparison 2008-2009

